



Due to regulatory changes, the content of the following Patient Information Leaflet may vary from the one found in your medicine pack. Please compare the 'Leaflet prepared/revised date' towards the end of the leaflet to establish if there have been any changes.

If you have any doubts or queries about your medication, please contact your doctor or pharmacist.

Package Leaflet: Information for the patient

Eylea 40 mg/ml solution for injection in a vial Aflibercept

Read all of this leaflet carefully before you are given this medicine because it contains important information for you.

- Keep this leaflet. You may need to read it again.
- If you have any further questions, ask your doctor.
- If you get any side effects, talk to your doctor. This includes any possible side effects not listed in this leaflet. See section 4.

What is in this leaflet

1. What Eylea is and what it is used for
2. What you need to know before you are given Eylea
3. How you will be given Eylea
4. Possible side effects
5. How to store Eylea
6. Contents of the pack and other information

1. What Eylea is and what it is used for

Eylea is a solution which is injected into the eye to treat eye conditions in adults called

- neovascular (wet) age-related macular degeneration (wet AMD),
- impaired vision due to macular oedema secondary to retinal vein occlusion (branch RVO (BRVO) or central RVO (CRVO)),
- impaired vision due to diabetic macular oedema (DME),
- impaired vision due to myopic choroidal neovascularisation (myopic CNV).

Aflibercept, the active substance in Eylea, blocks the activity of a group of factors, known as Vascular Endothelial Growth Factor A (VEGF-A) and Placental Growth Factor (PlGF).

In patients with wet AMD and myopic CNV, these factors, in excess are involved in the abnormal formation of new blood vessels in the eye. These new blood vessels can cause the leak of blood components into the eye and eventual damage to tissues in the eye responsible for vision.

In patients with CRVO, a blockage occurs in the main blood vessel that transports blood away from the retina. VEGF levels are elevated in response causing the leakage of fluid into the retina and thereby causing a swelling of the macula, (the portion of the retina responsible for fine vision), which is called macular oedema. When the macula swells with fluid, central vision becomes blurry.

In patients with BRVO, one or more branches of the main blood vessel that transports blood away from the retina is blocked. VEGF levels are elevated in response causing the leakage of fluid into the retina and thereby causing macular oedema.

Diabetic macular oedema is a swelling of the retina occurring in patients with diabetes due to leaking of fluid from blood vessels within the macula. The macula is the portion of retina responsible for fine vision. When the macula swells with fluid, central vision becomes blurry.

Eylea has been shown to stop the growth of new abnormal blood vessels in the eye which often leak fluid or bleed. Eylea can help to stabilise, and in many cases, improve the vision loss related to wet AMD, CRVO, BRVO, DME and myopic CNV.

2. What you need to know before you are given Eylea

You will not be given Eylea:

- if you are allergic to aflibercept or any of the other ingredients of this medicine (listed in section 6).
- if you have an active or suspected infection in or around the eye (ocular or periocular infection).
- if you have severe inflammation of the eye (indicated by pain or redness).

Warnings and precautions

Talk to your doctor before you are given Eylea:

- if you have glaucoma.
- if you have a history of seeing flashes of light or floaters and if you have a sudden increase of size and number of floaters.
- if surgery was performed or is planned on your eye within the previous or next four weeks.
- if you have a severe form of CRVO or BRVO (ischaemic CRVO or BRVO), treatment with Eylea is not recommended.

Furthermore, it is important for you to know that:

- the safety and efficacy of Eylea when administered to both eyes at the same time has not been studied and if used in this way may lead to an increased risk of experiencing side effects.
- injections with Eylea may cause an increase in eye pressure (intraocular pressure) in some patients within 60 minutes of the injection. Your doctor will monitor this after each injection.
- if you develop an infection or inflammation inside the eye (endophthalmitis) or other complications, you may have eye pain or increased discomfort, worsening eye redness, blurred or decreased vision, and increased sensitivity to light. It is important to have any symptoms diagnosed and treated as soon as possible.
- your doctor will check whether you have other risk factors that may increase the chance of a tear or detachment of one of the layers at the back of the eye (retinal detachment or tear, and retinal pigment epithelial detachment or tear), in which case Eylea must be given with caution.
- Eylea should not be used in pregnancy unless the potential benefit outweighs the potential risk to the unborn child.
- women of childbearing potential have to use effective contraception during treatment and for at least three further months after the last injection of Eylea.

The systemic use of VEGF inhibitors, substances similar to those contained in Eylea, is potentially related to the risk of blood clots blocking blood vessels (arterial thromboembolic events) which may lead to heart attack or stroke. There is a theoretical risk of such events following injection of Eylea into the eye. There are limited data on safety in treating patients with CRVO, BRVO, DME and myopic CNV who have had a stroke or a mini-stroke (transient ischaemic attack) or a heart attack within the last 6 months. If any of these apply to you, Eylea will be given with caution.

There is only limited experience in the treatment of

- patients with DME due to type I diabetes.
- diabetics with very high average blood sugar values (HbA1c over 12%).
- diabetics with an eye disease caused by diabetes called proliferative diabetic retinopathy.

There is no experience in the treatment of

- patients with acute infections.
- patients with other eye conditions such as a detachment of the retina or a hole in the macula.
- diabetics with uncontrolled high blood pressure.
- non-Asian patients with myopic CNV.
- patients previously treated for myopic CNV.
- patients with damage outside the central part of the macula (extrafoveal lesions) for myopic CNV.

If any of the above applies to you, your doctor will consider this lack of information when treating you with Eylea.

Children and adolescents

The use of Eylea in children or adolescents under 18 has not been studied because wet AMD, CRVO, BRVO, DME and myopic CNV occur mainly in adults. Therefore, its use in this age group is not relevant.

Other medicines and Eylea

Tell your doctor if you are using, have recently used or might use any other medicines.

Pregnancy and breast-feeding

- Women of childbearing potential have to use effective contraception during treatment and for at least three further months after the last injection of Eylea.
- There is no experience of using Eylea in pregnant women. Eylea should not be used during pregnancy unless the potential benefit outweighs the potential risk to the unborn child. If you are pregnant or planning to become pregnant, discuss this with your doctor before treatment with Eylea.
- Eylea is not recommended during breast-feeding as it is not known whether Eylea passes into human milk. Ask your doctor for advice before starting Eylea treatment.

Driving and using machines

After your injection with Eylea, you may experience some temporary visual disturbances. Do not drive or use machines as long as these last.

Important information about some of the ingredients of Eylea

This medicine contains less than 1 mmol (23 mg) of sodium per dose which means it is essentially “sodium-free”.

3. How you will be given Eylea

A doctor experienced in giving eye injections will inject Eylea into your eye under aseptic (clean and sterile) conditions.

The recommended dose is 2 mg aflibercept (50 microlitres).
Eylea is given as an injection into your eye (intravitreal injection).

Before the injection your doctor will use a disinfectant eyewash to clean your eye carefully to prevent infection. Your doctor will also give you a local anaesthetic to reduce or prevent any pain you might have with the injection.

wet AMD

Patients with wet AMD will be treated with one injection per month for three consecutive doses, followed by another injection after a further two months.

Your doctor will then decide whether the treatment interval between injections may be kept at every two months or be gradually extended in 2- or 4-weekly intervals if your condition has been stable. If your condition worsens, the interval between injections can be shortened, but to not less than every two months in the first year of treatment.

Unless you experience any problems or are advised differently by your doctor, there is no need for you to see your doctor between the injections.

Macular oedema secondary to RVO (branch RVO or central RVO)

Your doctor will determine the most appropriate treatment schedule for you. You will start your treatment with a series of monthly Eylea injections.

The interval between two injections should not be shorter than one month.

Your doctor may decide to stop treatment with Eylea, if you are not benefiting from continued treatment.

Your treatment will continue with monthly injections until your condition is stable. Three or more monthly injections may be needed.

Your doctor will monitor your response to treatment and may continue your treatment by gradually increasing the interval between your injections to maintain a stable condition. If your condition starts to worsen with a longer treatment interval, your doctor will shorten the interval accordingly.

Based on your response to treatment your doctor will decide on the schedule for follow up examinations and treatments.

Diabetic macular oedema (DME)

Patients with DME will be treated with one injection per month for the first five consecutive doses followed by one injection every two months thereafter.

Unless you experience any problems or are advised differently by your doctor, there is no need for you to see your doctor between the injections.

After the first 12 months of treatment with Eylea, the treatment interval may be extended based on your doctor's examination. Your doctor will decide on the schedule for follow up examinations.

Your doctor may decide to stop treatment with Eylea if it is determined that you are not benefiting from continued treatment.

Myopic CNV

Patients with myopic CNV will be treated with one single injection. You will receive further injections only if your doctor's examinations reveal that your condition has not improved.

The interval between two injections should not be shorter than one month.

If your condition goes away and then comes back, your doctor may re-start the treatment.

Your doctor will decide on the schedule for follow up examinations.

If a dose of Eylea is missed

Make a new appointment for an examination and injection.

Stopping treatment with Eylea

Consult your doctor before stopping the treatment.

If you have any further questions on the use of this medicine, ask your doctor.

4. Possible side effects

Like all medicines, this medicine can cause side effects, although not everybody gets them.

Allergic reactions (hypersensitivity) could potentially occur. **These may be serious and require that you contact your doctor immediately.**

With administration of Eylea, there may be some side effects affecting the eyes which are due to the injection procedure. Some of these may be **serious** and include **blindness, a serious infection or inflammation inside the eye** (endophthalmitis), **detachment, tear or bleeding of the light-sensitive layer at the back of the eye** (retinal detachment or tear), **clouding of the lens** (cataract), **bleeding in the eye** (vitreous haemorrhage), **detachment of the gel-like substance inside the eye from the retina** (vitreous detachment) and **increase of pressure inside the eye**, see section 2. These serious side effects affecting the eyes occurred in less than 1 in 1,900 injections in clinical studies.

If you experience a sudden decrease in vision, or an increase in pain and redness in your eye after your injection, **contact your doctor immediately.**

List of side effects reported

The following is a list of the side effects reported to be possibly related to the injection procedure or to the medicine. Please do not get alarmed, you might not experience any of these. Always discuss any suspected side effects with your doctor.

Very common side effects (*may affect more than 1 in 10 people*):

- deterioration of eyesight
- bloodshot eye caused by bleeding from small blood vessels in the outer layers of the eye
- eye pain

Common side effects (*may affect up to 1 in 10 people*):

- detachment or tear of one of the layers in the back of the eye, resulting in flashes of light with floaters sometimes progressing to a loss of vision (retinal pigment epithelial tear*/detachment, retinal detachment/tear)
- degeneration of the retina (causing disturbed vision)
- bleeding in the eye (vitreous haemorrhage)
- certain forms of clouding of the lens (cataract)
- damage to the front layer of the eyeball (the cornea)
- increase in eye pressure

- moving spots in vision (floaters)
 - detachment of the gel-like substance inside the eye from the retina (vitreous detachment, resulting in flashes of light with floaters)
 - a feeling of having something in the eye
 - increased tear production
 - swelling of the eyelid
 - bleeding at the injection site
 - redness of the eye
- * Conditions known to be associated with wet AMD; observed in wet AMD patients only.

Uncommon side effects (*may affect up to 1 in 100 people*):

- allergic reactions (hypersensitivity)**
 - serious inflammation or infection inside the eye (endophthalmitis)
 - inflammation in the iris or other parts of the eye (iritis, uveitis, iridocyclitis, anterior chamber flare)
 - abnormal sensation in the eye
 - eyelid irritation
 - swelling of the front layer of the eyeball (cornea)
- ** Allergic reactions like rash, itching (pruritus), hives (urticaria), and a few cases of severe allergy (anaphylactic/anaphylactoid) reactions were reported.

Rare side effects (*may affect up to 1 in 1,000 people*):

- blindness
- clouding of the lens due to injury (traumatic cataract)
- inflammation of the gel-like substance inside the eye
- pus in the eye

In the clinical trials, there was an increased incidence of bleeding from small blood vessels in the outer layers of the eye (conjunctival haemorrhage) in patients with wet AMD receiving blood thinners. This increased incidence was comparable between patients treated with ranibizumab and Eylea.

The systemic use of VEGF inhibitors, substances similar to those contained in Eylea, is potentially related to the risk of blood clots blocking blood vessels (arterial thromboembolic events) which may lead to heart attack or stroke. There is a theoretical risk of such events following injection of Eylea into the eye.

As with all therapeutic proteins, there is a possibility for an immune reaction (formation of antibodies) with Eylea.

Reporting of side effects

If you get any side effects, talk to your doctor. This includes any possible side effects not listed in this leaflet. You can also report side effects directly (see details below). By reporting side effects, you can help provide more information on the safety of this medicine.

United Kingdom

Yellow Card Scheme

Website: www.mhra.gov.uk/yellowcard or search for MHRA Yellow Card in the Google Play or Apple App Store

Ireland

HPRA Pharmacovigilance

Earlsfort Terrace

IRL - Dublin 2

Tel: +353 1 6764971

Fax: +353 1 6762517

Website: www.hpra.ie

e-mail: medsafety@hpra.ie

Malta

ADR Reporting

Website: www.medicinesauthority.gov.mt/adrportal

5. How to store Eylea

- Keep this medicine out of the sight and reach of children.
- Do not use this medicine after the expiry date which is stated on the carton and label after EXP. The expiry date refers to the last day of that month.
- Store in a refrigerator (2°C to 8°C). Do not freeze.
- Prior to usage, the unopened vial may be stored at room temperature (below 25°C) for up to 24 hours.
- Keep the vial in its outer carton in order to protect from light.
- Do not throw away any medicines via wastewater or household waste. Ask your pharmacist how to throw away any medicines you no longer use. These measures will help protect the environment.

6. Contents of the pack and other information

What Eylea contains

- The active substance is: aflibercept. One vial contains 100 microlitres, equivalent to 4 mg aflibercept. One vial delivers a dose of 2 mg aflibercept in 50 microlitres.
- The other ingredients are: polysorbate 20, sodium dihydrogen phosphate monohydrate (for pH adjustment), disodium hydrogen phosphate heptahydrate (for pH adjustment), sodium chloride, sucrose, water for injection.

What Eylea looks like and contents of the pack

Eylea is a solution for injection (injection) in a vial (4 mg/100 microlitres). The solution is colourless to pale yellow.

Pack size of 1.

Marketing Authorisation Holder

Bayer AG
51368 Leverkusen
Germany

Manufacturer

Bayer AG
Müllerstraße 178
13353 Berlin
Germany

For any information about this medicine, please contact the local representative of the Marketing Authorisation Holder:

Ireland

Bayer Limited
Tel: +353-(0)1-2999 313

United Kingdom

Bayer plc
Tel: +44-(0)118 206 3000

Malta

Alfred Gera and Sons Ltd.

Tel: +356-21 44 62 05

This leaflet was last revised in 07/2018

Detailed information on this medicine is available on the European Medicines Agency website:

<http://www.ema.europa.eu>.

<-----

The following information is intended for healthcare professionals only:

Each vial should only be used for the treatment of a single eye.

The solution should be inspected visually for any foreign particulate matter and/or discolouration or any variation in physical appearance prior to administration. In the event of either being observed, discard the medicinal product.

Prior to usage, the unopened vial of Eylea may be stored at room temperature (below 25°C) for up to 24 hours. After opening the vial, proceed under aseptic conditions.

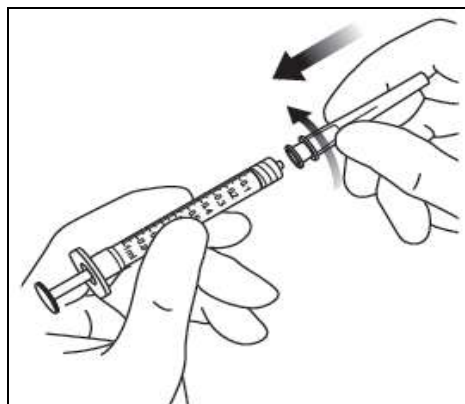
For the intravitreal injection, a 30 G x ½ inch injection needle should be used.

Instructions for use of vial:

1. Remove the plastic cap and disinfect the outer part of the rubber stopper of the vial.

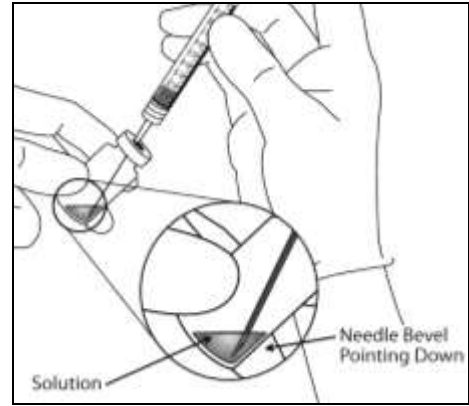
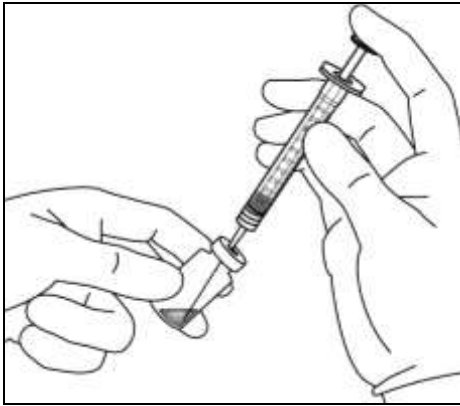


2. Attach the 18 G, 5-micron filter needle supplied in the carton to a 1 ml sterile Luer-lock syringe.

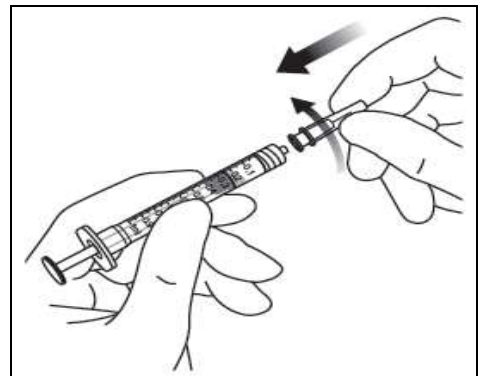


3. Push the filter needle into the centre of the vial stopper until the needle is completely inserted into the vial and the tip touches the bottom or bottom edge of the vial.

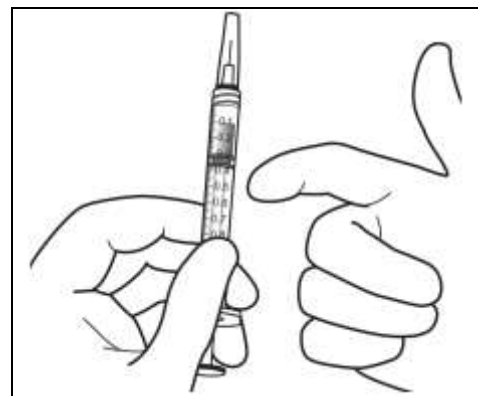
- Using aseptic technique withdraw all of the Eylea vial contents into the syringe, keeping the vial in an upright position, slightly inclined to ease complete withdrawal. To deter the introduction of air, ensure the bevel of the filter needle is submerged into the liquid. Continue to tilt the vial during withdrawal keeping the bevel of the filter needle submerged in the liquid.



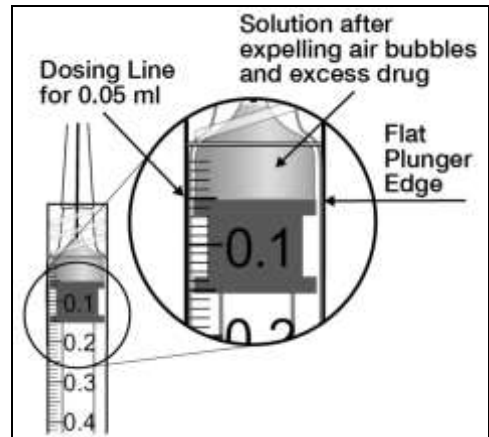
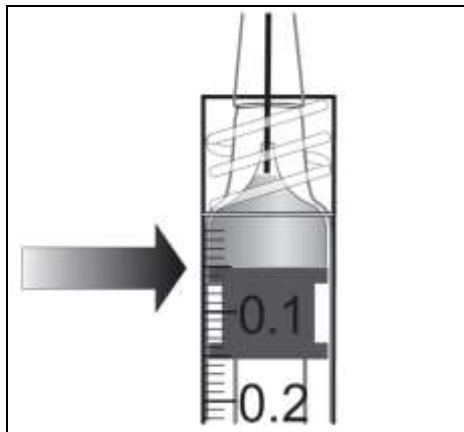
- Ensure that the plunger rod is drawn sufficiently back when emptying the vial in order to completely empty the filter needle.
- Remove the filter needle and properly dispose of it.
Note: Filter needle is not to be used for intravitreal injection.
- Using aseptic technique, firmly twist a 30 G x 1/2 inch injection needle onto the Luer-lock syringe tip.



- Holding the syringe with the needle pointing up, check the syringe for bubbles. If there are bubbles, gently tap the syringe with your finger until the bubbles rise to the top.



9. Eliminate all bubbles and expel excess medicinal product by slowly depressing the plunger so that the plunger tip aligns with the line that marks 0.05 ml on the syringe.



10. The vial is for single use only. Extraction of multiple doses from a single vial may increase the risk of contamination and subsequent infection.

Any unused medicinal product or waste material should be disposed of in accordance with local requirements.